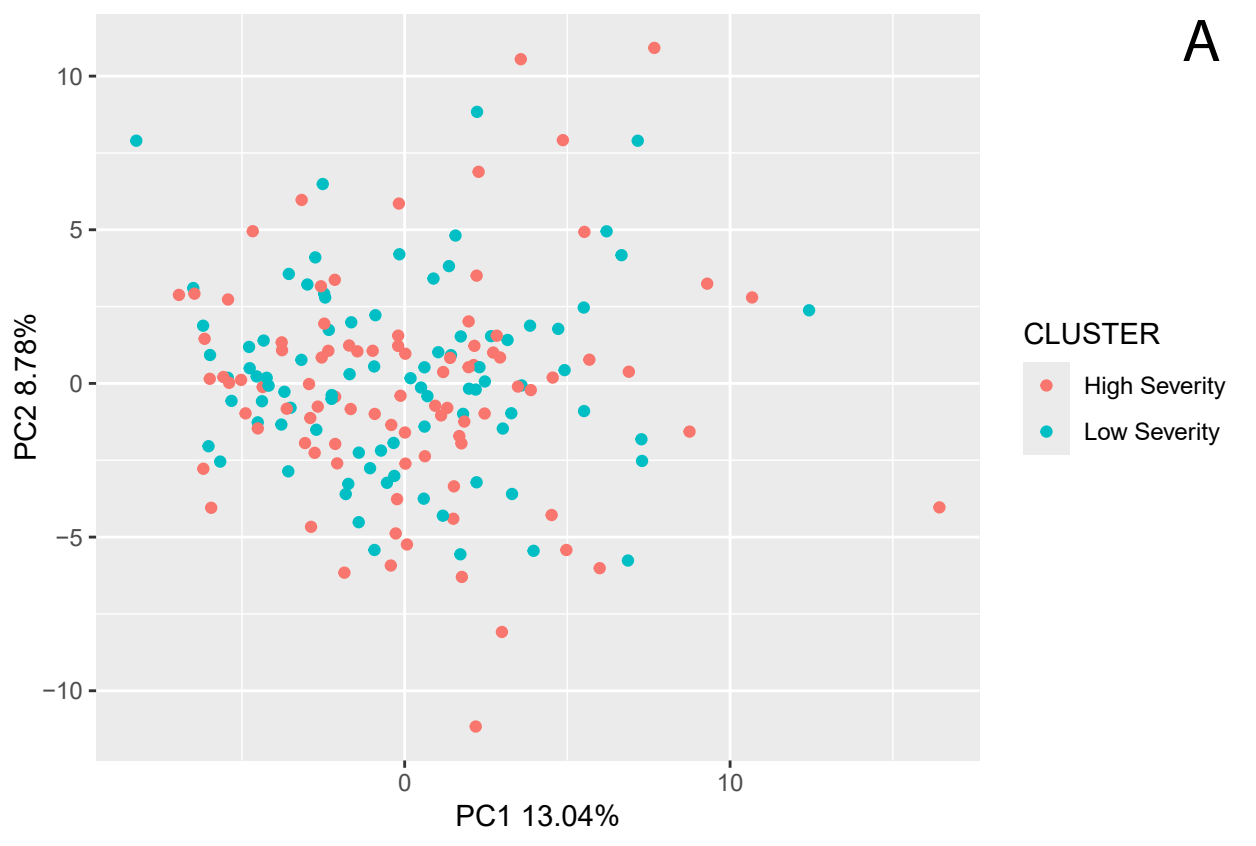
A
10
5
0
−5
−10
PC2 8.78%
0
10
PC1 13.04%
CLUSTER
High Severity
Low Severity

B

Spearman correlation heatmap

MIRANLE

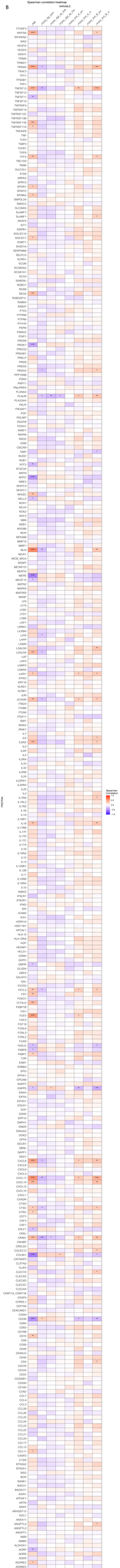

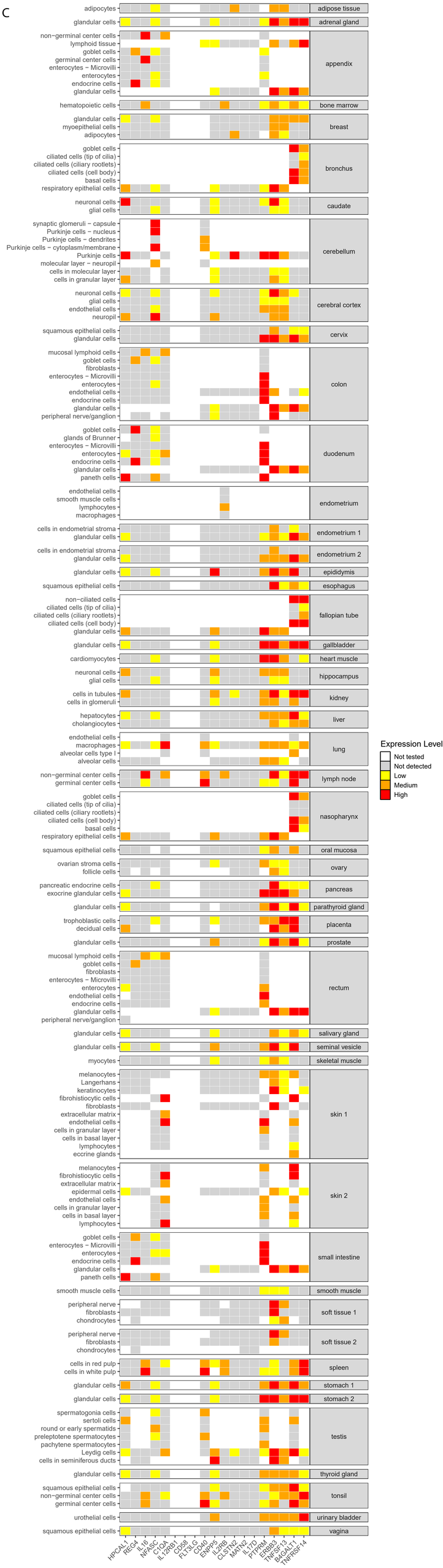
C
adipocytes
glandular cells
adipose tissue
adrenal gland
non−germinal center cells
lymphoid tissue
goblet cells
germinal center cells
enterocytes − Microvilli
enterocytes
endocrine cells
glandular cells
appendix
hematopoietic cells
bone marrow
glandular cells
myoepithelial cells
adipocytes
breast
goblet cells
ciliated cells (tip of cilia)
ciliated cells (ciliary rootlets)
ciliated cells (cell body)
basal cells
respiratory epithelial cells
bronchus
neuronal cells
glial cells
caudate
synaptic glomeruli − capsule
Purkinje cells − nucleus
Purkinje cells − dendrites
Purkinje cells − cytoplasm/membrane
Purkinje cells
molecular layer − neuropil
cells in molecular layer
cells in granular layer
cerebellum
neuronal cells
glial cells
endothelial cells
neuropil
cerebral cortex
squamous epithelial cells
glandular cells
cervix
mucosal lymphoid cells
goblet cells
fibroblasts
enterocytes − Microvilli
enterocytes
endothelial cells
endocrine cells
glandular cells
peripheral nerve/ganglion
colon
goblet cells
glands of Brunner
enterocytes − Microvilli
enterocytes
endocrine cells
glandular cells
paneth cells
duodenum
endothelial cells
smooth muscle cells
lymphocytes
macrophages
endometrium
cells in endometrial stroma
glandular cells
endometrium 1
cells in endometrial stroma
glandular cells
endometrium 2
glandular cells
epididymis
squamous epithelial cells
esophagus
non−ciliated cells
ciliated cells (tip of cilia)
ciliated cells (ciliary rootlets)
ciliated cells (cell body)
glandular cells
fallopian tube
glandular cells
gallbladder
cardiomyocytes
heart muscle
neuronal cells
glial cells
hippocampus
cells in tubules
cells in glomeruli
kidney
hepatocytes
cholangiocytes
liver
endothelial cells
macrophages
alveolar cells type I
alveolar cells
lung
non−germinal center cells
germinal center cells
lymph node
goblet cells
ciliated cells (tip of cilia)
ciliated cells (ciliary rootlets)
ciliated cells (cell body)
basal cells
respiratory epithelial cells
nasopharynx
squamous epithelial cells
oral mucosa
ovarian stroma cells
follicle cells
ovary
pancreatic endocrine cells
exocrine glandular cells
pancreas
glandular cells
parathyroid gland
trophoblastic cells
decidual cells
placenta
glandular cells
prostate
mucosal lymphoid cells
goblet cells
fibroblasts
enterocytes − Microvilli
enterocytes
endothelial cells
endocrine cells
glandular cells
peripheral nerve/ganglion
rectum
glandular cells
salivary gland
glandular cells
seminal vesicle
myocytes
skeletal muscle
melanocytes
Langerhans
keratinocytes
fibrohistiocytic cells
fibroblasts
extracellular matrix
endothelial cells
cells in granular layer
cells in basal layer
lymphocytes
eccrine glands
skin 1
melanocytes
fibrohistiocytic cells
extracellular matrix
epidermal cells
endothelial cells
cells in granular layer
cells in basal layer
lymphocytes
skin 2
goblet cells
enterocytes − Microvilli
enterocytes
endocrine cells
glandular cells
paneth cells
small intestine
smooth muscle cells
smooth muscle
peripheral nerve
fibroblasts
chondrocytes
soft tissue 1
peripheral nerve
fibroblasts
chondrocytes
soft tissue 2
cells in red pulp
cells in white pulp
spleen
glandular cells
stomach 1
glandular cells
stomach 2
spermatogonia cells
sertoli cells
round or early spermatids
preleptotene spermatocytes
pachytene spermatocytes
Leydig cells
cells in seminiferous ducts
testis
glandular cells
thyroid gland
squamous epithelial cells
non−germinal center cells
germinal center cells
tonsil
urothelial cells
urinary bladder
squamous epithelial cells
vagina
HPCAL1
REG4
IL16
NFASC
C1QA
IL12RB1
CD58
FLT3LG
CD40
ENPP5
IL2RB
CLSTN2
MATN2
IL17D
PTPRM
ERBB3
TNFSF13
B4GALT1
TNFRSF14
Expression Level
Not tested
Not detected
Low
Medium
High